


Kom ons skryf met
Noko Die Ridder!




Noko

Kom ons dink aan 'n
woord wat met "A" begin.
Skryf dit hieronder neer!


A a

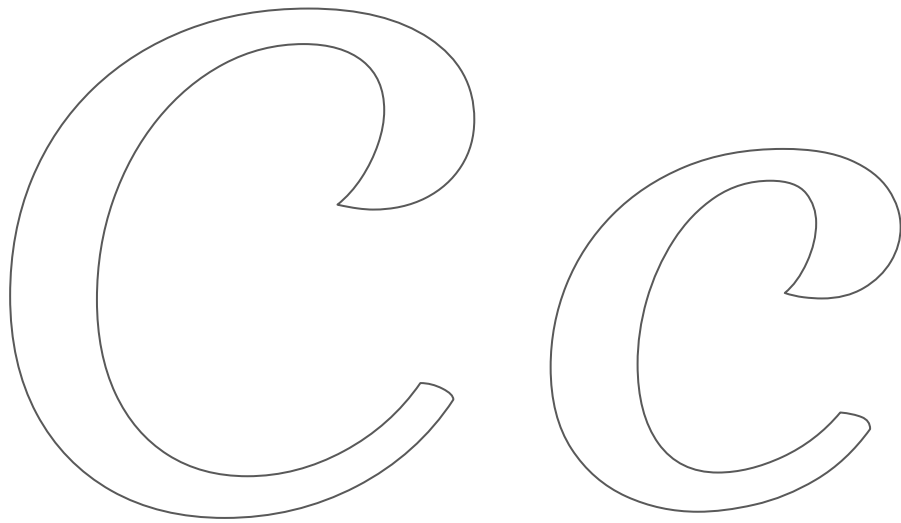


Handwriting practice lines consisting of four sets of horizontal lines. Each set includes a solid top line, a dashed middle line, and a solid bottom line.




Kom ons dink aan 'n
woord wat met "B" begin.
Skryf dit hieronder neer!






Kom ons dink aan 'n
woord of naam wat met
"C" begin.
Skryf dit hieronder neer!



Handwriting practice lines consisting of solid top and bottom lines with a dashed middle line, repeated four times.



Kom ons dink aan 'n
woord wat met "D" begin.
Skryf dit hieronder neer!

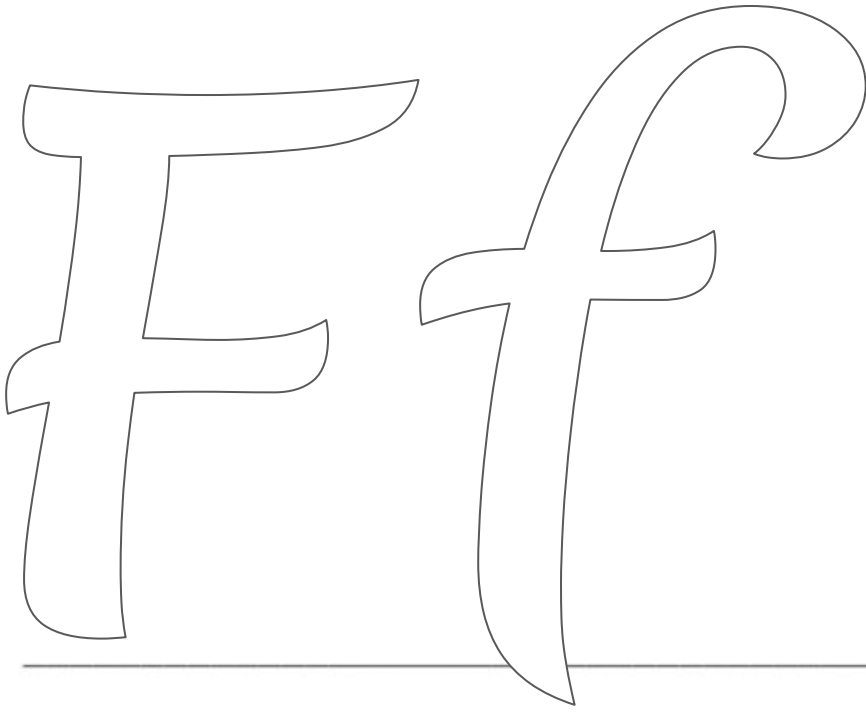


E e

Kom ons dink aan 'n
woord wat met "E" begin.
Skryf dit hieronder neer!



Handwriting practice lines consisting of four sets of horizontal lines. Each set includes a solid top line, a dashed middle line, and a solid bottom line.



Kom ons dink aan 'n woord wat met "F" begin. Skryf dit hieronder neer!



Handwriting practice lines consisting of four sets of horizontal lines. Each set includes a solid top line, a dashed middle line, and a solid bottom line.




Kom ons dink aan 'n
woord wat met "G" begin.
Skryf dit hieronder neer!



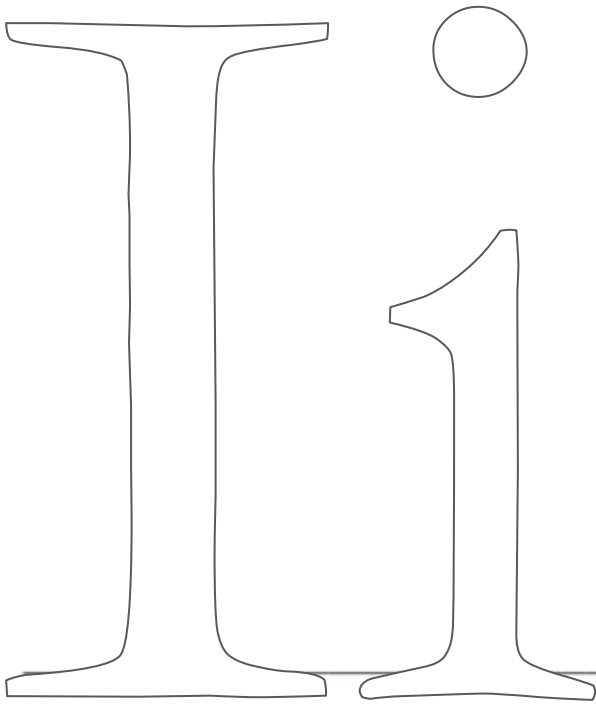
Handwriting practice lines consisting of four sets of horizontal lines. Each set includes a solid top line, a dashed middle line, and a solid bottom line, providing a guide for letter height and placement.

H h

Kom ons dink aan 'n
woord wat met "H" begin.
Skryf dit hieronder neer!




Handwriting practice lines consisting of a solid top line, a dashed middle line, and a solid bottom line. There are four such sets of lines provided for writing.



Kom ons dink aan 'n
woord wat met "I" begin.
Skryf dit hieronder neer!



Handwriting practice lines consisting of four sets of horizontal lines. Each set includes a solid top line, a dashed middle line, and a solid bottom line.



Kom ons dink aan 'n
woord wat met "J" begin.
Skryf dit hieronder neer!



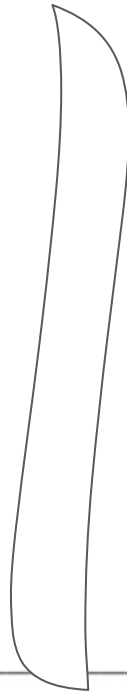
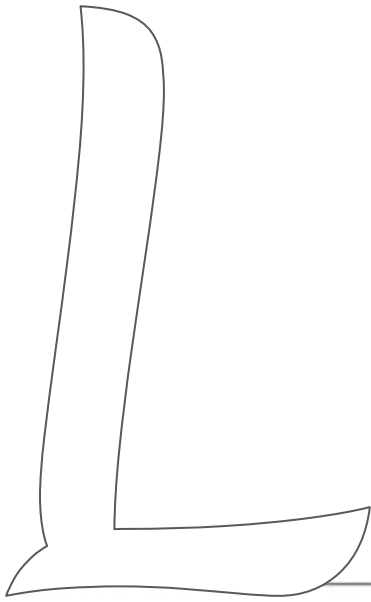
Handwriting practice lines consisting of solid top and bottom lines with a dashed middle line. There are four sets of these lines provided for writing.

K k R r

Kom ons dink aan 'n
woord wat met "K" begin.
Skryf dit hieronder neer!




Handwriting practice lines consisting of four sets of horizontal lines. Each set includes a solid top line, a dashed middle line, and a solid bottom line.



Kom ons dink aan 'n
woord wat met "L" begin.
Skryf dit hieronder neer!



Handwriting practice lines consisting of four sets of horizontal lines. Each set includes a solid top line, a dashed middle line, and a solid bottom line.



Kom ons dink aan 'n
woord wat met "M"
begin.
Skryf dit hieronder neer!



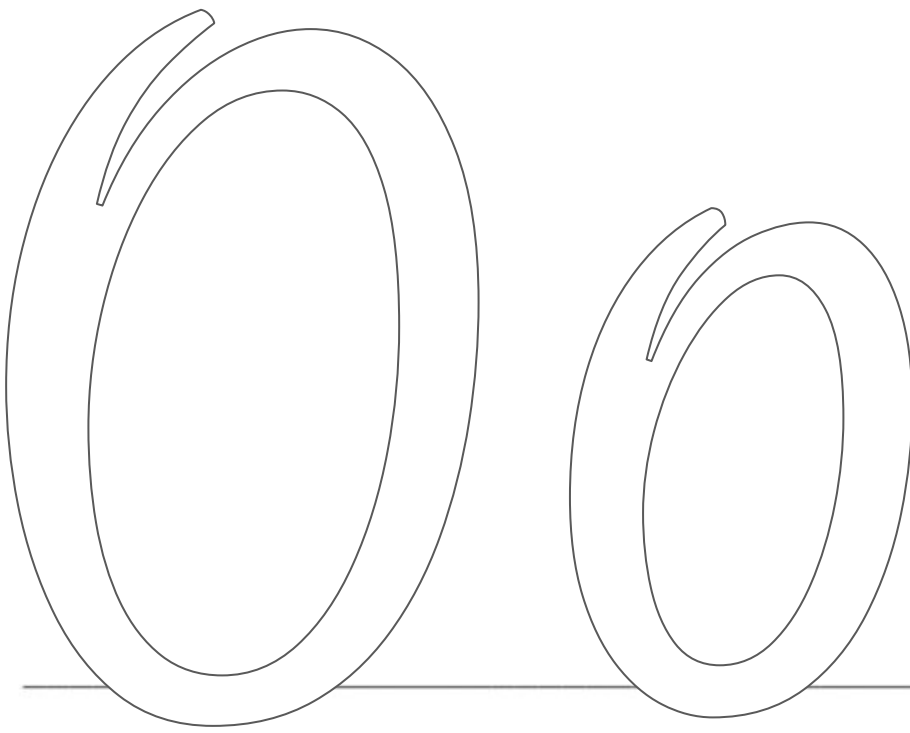
Four sets of handwriting lines for practice. Each set consists of a solid top line, a dashed middle line, and a solid bottom line.

N n

Kom ons dink aan 'n
woord wat met "N" begin.
Skryf dit hieronder neer!




Handwriting practice lines consisting of four sets of horizontal lines. Each set includes a solid top line, a dashed middle line, and a solid bottom line.



Kom ons dink aan 'n
woord wat met "O" begin.
Skryf dit hieronder neer!




Four sets of handwriting lines for writing. Each set consists of a solid top line, a dashed middle line, and a solid bottom line.



Kom ons dink aan 'n
woord wat met "P" begin.
Skryf dit hieronder neer!




Handwriting practice lines consisting of solid top and bottom lines with a dashed middle line, repeated multiple times.



Kom ons dink aan 'n
woord wat met "R" begin.
Skryf dit hieronder neer!




Four sets of handwriting practice lines. Each set consists of a solid top line, a dashed middle line, and a solid bottom line.



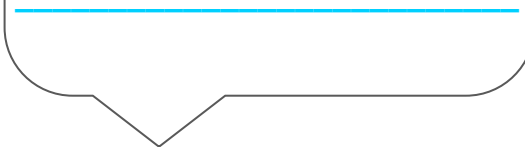
Kom ons dink aan 'n
woord wat met "T" begin.
Skryf dit hieronder neer!



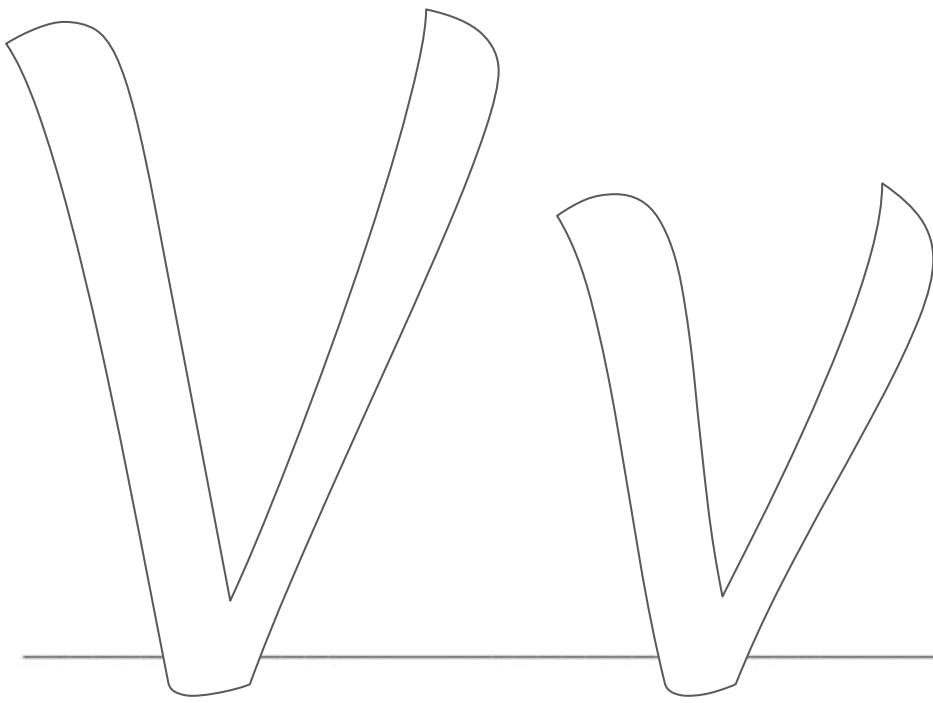
Handwriting practice lines consisting of solid top and bottom lines with a dashed middle line. There are four sets of these lines for writing.



Kom ons dink aan 'n
woord wat met "U" begin.
Skryf dit hieronder neer!




Four sets of handwriting lines, each consisting of a solid top line, a dashed middle line, and a solid bottom line.



Kom ons dink aan 'n
woord wat met "V" begin.
Skryf dit hieronder neer!




Four sets of handwriting lines for practice. Each set consists of a solid top line, a dashed middle line, and a solid bottom line.



Kom ons dink aan 'n
woord wat met "W"
begin.
Skryf dit hieronder neer!




Four sets of handwriting lines for practice. Each set consists of a solid top line, a dashed middle line, and a solid bottom line.



Kom ons dink aan 'n
woord wat met "X" begin.
Skryf dit hieronder neer!





Kom ons dink aan 'n
woord wat met "Z" begin.
Skryf dit hieronder neer!



Four sets of handwriting lines, each consisting of a solid top line, a dashed middle line, and a solid bottom line.

Mooi so! Jy het dit gedoen!
Kom ons oefen hoe om jou naam te skryf!



Handwriting practice lines consisting of four sets of horizontal lines. Each set includes a solid top line, a dashed middle line, and a solid bottom line, providing a guide for letter height and placement.



Eleni Theodorou

Bullying Prevention & SEL Educator (K-5) | Children's Author | Speaker

Follow us!



@NokoTheKnight

[Www.NokoTheKnight.com](http://www.NokoTheKnight.com)

Press@NokoAndFriends.com